

February Speller's Choice Menu

Choose one activity every night during the month of February in order to prepare for your spelling test on Friday. Please write the name of the activity at the top of the page and then complete the activity.

**** Please choose a different activity for each night! ****

1. Sign Words: Use the sign language alphabet to sign your words to an adult. The Sign Language is on the back of this menu! Be sure to have an adult sign your Speller's Choice page to say you signed your words. * On Back *

2. Heart Vowels Write your words but draw a heart instead of putting the vowels. (a, e, i, o, u)

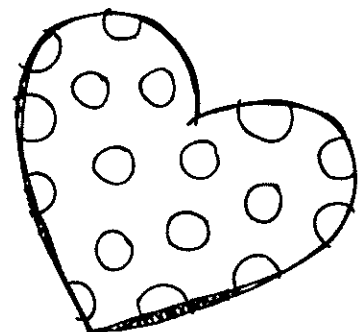

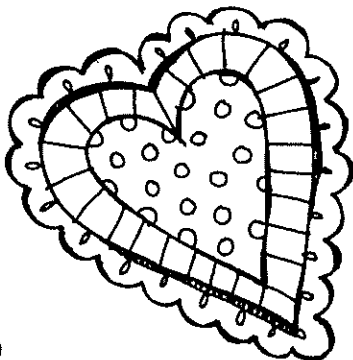
Ex: b l c k

3. Choo-Choo Words: Write all of your words, one right after the other, using a different color for each word to make your word train.

4. Spelling City: Go to the website <http://www.spellingcity.com> and select "Find a List." Type in your teacher's name. Then, select the unit and week that we are working on. Write "Spelling City" on the Speller's Choice page and have an adult sign it to say you did your words on Spelling City!

5. Computer Fun: Use your computer to type your words. Use different fonts and make it look really fun! Be sure you print it out and bring it in your folder! Or you can type your words in an email and email it to me.

6. ABC Order: Write your words in alphabetical order.



The American Sign Language Alphabet



a



b



c



d



e



f



g



h



i



j



k



l



m



n



o



p



q



r



s



t



u



v



w



x



y



z